



GENERAL ELECTRICAL SAFETY RULE


- Follow safety guidelines given in the operating manual of appliances.
- Switch on the appliance after plugging it into a socket outlet. (Spark may generate and lead to fire).
- Allow enough space for ventilation to prevent overheating of the appliance.
- Don't keep or use inflammable substances near to electric appliance or fire.
- Don't connect appliances designed to operate at 110 V (imported appliances) to the socket outlet.
- Avoid placing flexible cords near any hot object.
- Avoid using electric appliances (i.e. hairdryer, electric heater) in the bathroom.
- Switch off the electric appliance when a blackout occurs.
- Unplug electric appliances before cleaning.



Use electric appliances with safety 3-pin plug (except not provided with certain cases)



Don't force a 3-pin plug into a 2-pin socket outlet.



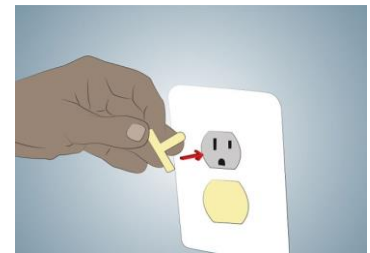
Don't check live card with bare hand



Keep children away from operating heaters, hairdryers, iron



Avoid water seeping on electric appliances.



All electrical outlets and switches should be covered by "face plates"

Keep appliances away from water




Rubber Sole Shoes



Rubber Gloves & Insulated Tools



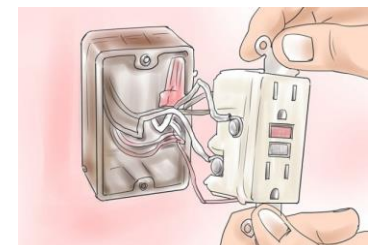
Wooden Ladder




Frayed wires can cause fires. Replace all worn, old, or damaged appliance cords immediately



Avoid touching appliances, socket outlets, and switches with wet hands.




Never do maintenance with live cable




Do not operate the dryer without a lint filter

Make sure the air exhaust vent pipe is not restricted and the outdoor vent flap will open when the dryer is operating

Never dry items that have come in contact with flammable substances, such as cooking oil, gasoline, paint thinner, or alcohol

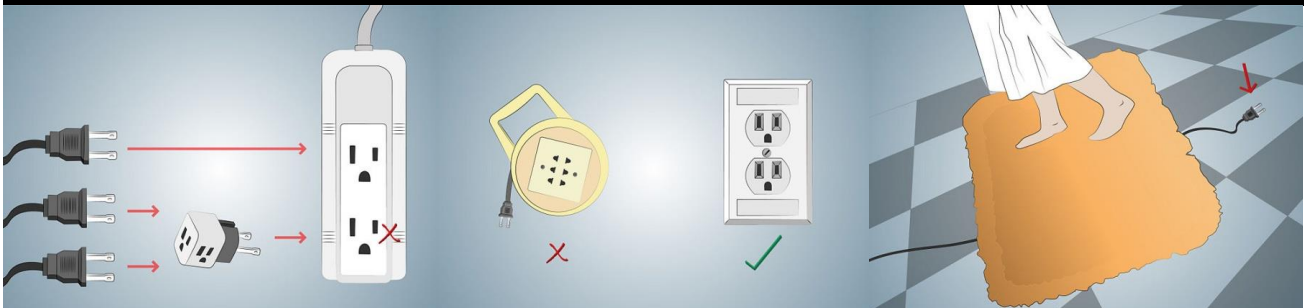


Do not leave a dryer or washing machine running if you leave home or when you go to bed



Never overload the washing machine

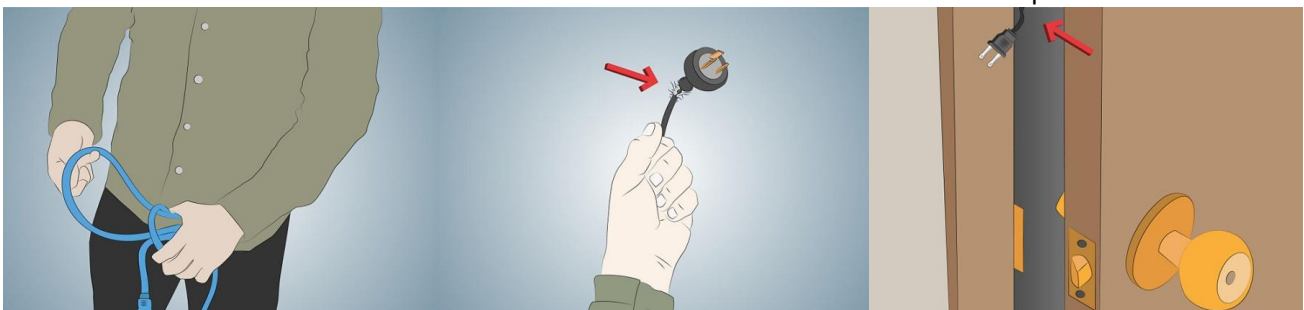
EXTENSION CABLE



Don't overload the extension cable

Avoid using extension cable as PERMANENT wire

Avoid keeping extension cable under the carpet



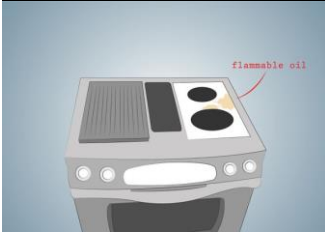
Don't tie or knot cords, or let them become tangled

Avoid using damaged/ loose cord plug

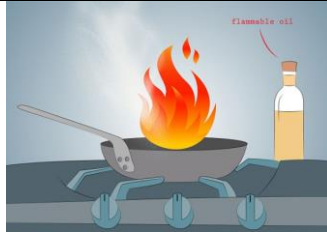
Don't tie or knot cords, or let them become tangled

An extension cable with a circuit breaker should be used. It will switch off when overloaded.

COOKING RANGE



Keep burners, the stovetop, and the oven clean and free of grease and other flammable debris



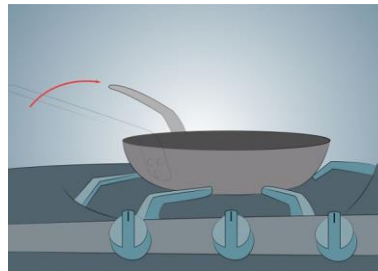
Never leave flammable items such as hot pads or towels near burners



Don't leave food cooking unattended



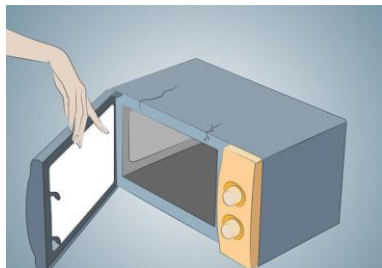
Never spray aerosols near a flame



Always turn pot handles inward to avoid the possibility of knocking a pot off the stove




Never wear clothing with long, loose sleeves while cooking



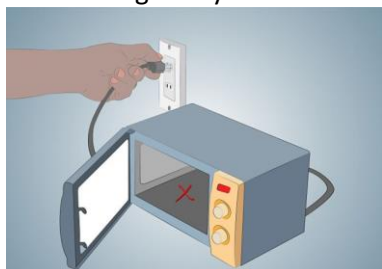
Never operate a unit with a door that is bent, warped, or otherwise damaged in a way that prevents it from closing firmly.



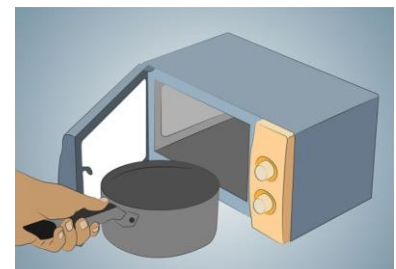
Don't stand directly in front of the microwave while it is operating



Avoid overheating liquids; they may super-heat and erupt, causing severe burns



Never operate an empty oven



Never use metal pans and utensils in the unit as arcing will occur

WHY WE



700+ Customer Reviews on Google
Score is 4.7/5.0
https://bit.ly/REVIEW_AMC



IMS Lead Auditor Course
9001 + 14001 + 45001 (Combo)
<https://bit.ly/LAC-IMS-EL>



Legal Compliance

Mobile App – Compliance

QHSE SOFTWARE SOLUTION



Safety Permit

Mobile App – PTW



Quality Control

Mobile App - Quality

www.QHSEalert.com



Legal Library
Environment + Safety + Human Resource
https://bit.ly/Legal_Lib



Mobile Application
EHS Legal Library
https://bit.ly/LIB_app



WHAT CUSTOMER SPEAKS ABOUT US
IT IS NOT EDITABLE FEEDBACK ON GOOGLE
https://bit.ly/Review_LAC



Download EHS Publication
FREE Access
<https://bit.ly/ehs-tbt>

AKSHAR MANAGEMENT CONSULTANT

B-201, Darshnam Oxy Park,
Nr. Neelkamal Farm,
Vasna Bhayali Road,
Vadodara-390007,
Gujarat (INDIA)

+91-99099.79870
contact@aksharQHSE.in